

PARIS MIRROR

PRODUCT SPECIFICATION
SKU: CLOUX3938CCT-TS 3000 / 4000 / 6000

CLOUD

FRONT-LIT AND BACK-LIT MIRROR
39 X 38 IN



FEATURES AND BENEFITS

- LED TECHNOLOGY
- 3-IN-1 ADJUSTED COLOR MODES - 3000K, 4000K & 6000K
- DIMMABLE USING TOUCH BUTTONS
- ENERGY EFFICIENT
- CRI 90+
- UL /cUL CERTIFIED
- HANGS VERTICALLY
- 5 YEARS WARRANTY

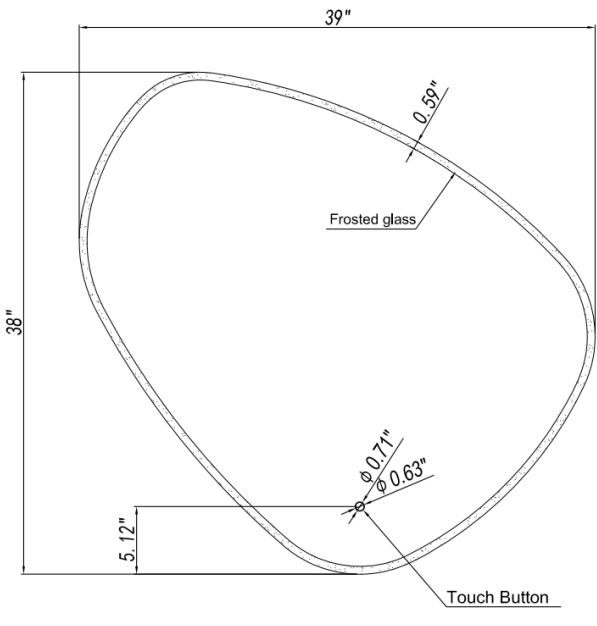
LIGHTING SPECIFICATION

- DIMENSIONS: 39X38 in
- WEIGHT: 30.6 POUNDS (LBS)
- IP RATING: IP44
- INPUT VOLTAGE: 110V
- CRI: 90+

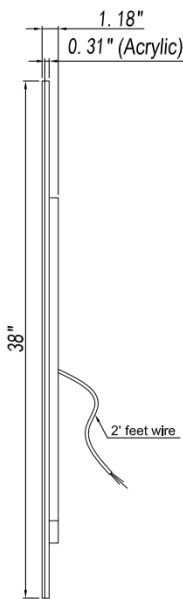
SAFETY SPECIFICATION

- ENTIRE ASSEMBLY MEETS UL/cUL STANDARDS
- INTERNATIONAL CERTIFICATIONS
- SAFETY - BACKED MIRROR

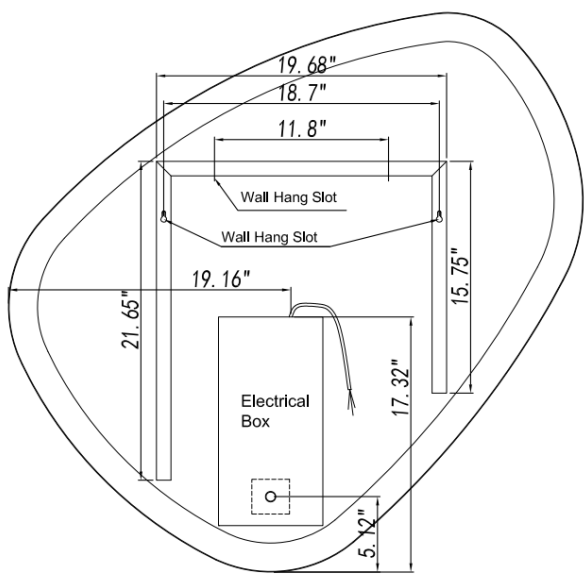
Base model	Kelvin temperature	Dimensions	Lumens	Power requirements
CLOUX3938CCT-TS	3000K/4000K/6000K	39"W x 38"H x 1 3/16"D	2688	110 VAC , 28W



FRONT VIEW



LEFT VIEW



REAR VIEW

PARIS MIRROR

PRODUCT SPECIFICATION

SKU: CLOUX3938CCT-TS 3000 / 4000 / 6000

CLOUD

FRONT-LIT AND BACK-LIT MIRROR

39 X 38 IN

INSTALLATION & AFTER CARE INSTRUCTIONS:

Electrical and Safety Specifications:

- 110V hard-wired electrical connection.
- Mirror can be turned ON/OFF and dimmed using the integrated touch button.
- All front-lit and backlit mirrors have been independently tested for compliance with electrical equipment (safety) regulations.
- All front-lit and backlit mirrors are IP44 rated.
- Illuminated mirrors have been designed and independently tested for compliance to electrical equipment (safety) regulations, and are UL Certified.
- LEDs have a life expectancy of 120,000 hours of continuous use.

Installation

- Decide on wall positional placement.
- Prepare & install wall hooks measured to distance between mirror's anchors.
- Match & attach 3 electrical wires from mirror to home electrical wires:
 - Live to Live, Ground to Ground, Neutral to Neutral.
- Hang and affix to wall.

IMPORTANT: Always switch off the electrical supply at the mains during installation and maintenance. It is recommended that fuse is withdrawn or circuit breaker switched off before installation begins.

Fitting in Bathrooms is subject to all regulations. It is not suitable for product installations in saunas, steam rooms, or shower cubicles, and it is recommended for permanent installation.

Care & Safety:

- Wear suitable eye wear protection when drilling. Use caution when using power tools near water, beware of hidden cables or pipes.
- Be cautious if drilling on tiled surfaces in case the drill slips. Applying a piece of masking tape on the wall before marking out fixing holes can help stopping the drill from moving.

Cleaning & Maintenance:

- It is recommended that the unit is cleaned with a soft, dry, non-abrasive cloth when turned off.
- Never use cleaning agents or abrasive material on any type of surface finish.
- Do not strike glass components with hard or pointy items.
- Do not place very hot or cold items against or in close proximity to glass surfaces.

